

AMIRA LIN

PROCESS & PRODUCTION

SOMETHING ABOUT ME

----- 3

PROJECT 1
RESSAH THE
DINNING EXPRESS
----- 4

PROJECT 3
WALL-E MON-EY
----- 14

PROJECT 2
EMOJI MANDALA
----- 9

PROJECT 4
HOUSE ON FIRE
----- 19

SOMETHING ABOUT ME

I am Amira Lin, I am currently mainly focusing on producing school projects that also reflect my own interest and ways of thinking. Most of my work are illustration pieces that are done both traditionally and digitally. I love to challenge myself in the thinking process, coming up with different ways of problem solving because I draw inspirations from a wide spectrum of artistic styles and contents.

I was greatly influenced by the surrealistic art style such as Salvador Dali and Rene Magritte's pieces. I love the eeriness and the unexpectedness of the work, something that I have never seen before.

Therefore my early pieces mostly depicted scenes that were inspired by my internal emotions and were done in surrealistic ways.

I have had won awards for illustration contest and have done a serie of cartoon illustration for a children's book when I was 12. Later on I had also designed a poster for a film festival which was being displayed on brochures.

I believe that good visual designs have not only the quality of delivering clear messages, but are also something that people can resonate and connect with. I want to be able to stay true to myself and my work as a designer because I think that is what makes my work meaningful.

PROJECT 1

RESSAH THE DINING EXPRESS



Project 1 Statement

For Ressa The Dinning Express project, I got my inspiration from the animated movie Spirited Away. This movie left a huge impact on me as a kid, I was mesmerized by this spiritual world that was created with magical creatures and people. In the movie there is a train that commutes between destinations on a railroad that is sometimes being flooded by the rain. So I wanted to take this idea and develop into my first project which is an dinning express train that operates during day and night time, allows the passengers to enjoy views of nature and at the same time being served with amazing food.




To further perfect the experience of relaxation for passengers, the express train is equipped with UV light-proof windows, so they can be in natural lighting without having to worry about getting burnt. Depending on your budget, passengers have a wide varieties of meal options to choose from. A casual brunch to connect with friends for example.

We also offer a high class dining service for people who want to make the most out of this journey, or just business travelers. The dining halls are no longer just train food stations, it is a legit restaurant



I am always drawn to menus that not only has the lists of food that are served, but also use graphic designs to tell a story. Such as the one above, the palm trees and the coconut really convey a sense of tropical fruitiness. It allows viewers to get the theme that the restaurant is selling.



Project 1 Process and Sketches

I started experimenting with different potential layouts of the menu. The ones on the right is the menu in the form of a train ticket, that way it makes the ordering process more interactive.

I also did illustrations of the actual train itself as well as the logo which is the frontal profile of Ressa with a chef hat. I thought that this includes the two elements of Ressa as a train restaurant.



Final Version



GO BACK TO

SOMETHING ABOUT ME

----- 3

PROJECT 1

RESSAH THE
DINNING EXPRESS

----- 4



PROJECT 2

EMOJI MANDALA



Project 2 Statement




In this project, I wanted to explore the possibilities of manipulating emojis and making them into something much larger in scale and serves an aesthetic purpose.




We started by using Illustrator to trace over existing iOS emojis, and through out the process I realized that they have the potentials of being deconstructed.



This project is special to me because of the symmetrical rotation quality. It is something that I have never done before and I wanted to create something unexpected.







Project 2 Process and Sketches



I was playing with rotation of letters, dots and parts of the emojis, and I could already see the amazing effect of duplication.

I am drawn to saturated colors and I used lots of complimentary colors to create contrast.





Project 2 Final Version



GO BACK TO

SOMETHING ABOUT ME

----- 3

PROJECT 1

RESSAH THE
DINNING EXPRESS

----- 4

PROJECT 2

EMOJI MANDALA

----- 9



PROJECT 3

WALL-E MON-EY




Project 3 Statement

For this project I wanted to design something that is really close to my heart and Wall-E is one of my all time favorite films so I chose it as the prompt.

According to the original movie plot, humans abandoned Earth due to the environmental issues that made Earth unsustainable for living things. So this currency is set in Earth, 2805 A.D. Humans are back on Earth after living on Axiom for 700 years. After discovering the living plant the captain made the decision to bring the human species back home to Earth.

I am going to design three bills that feature the three most significant characters from the film, with the dystopian movie sets, quotes, and the iconic Wall-E typeface. This currency is to remind the future generations of the history of the human race, what have they done to Earth, what would happen if no one is looking after the environments and why they have decided to come back.

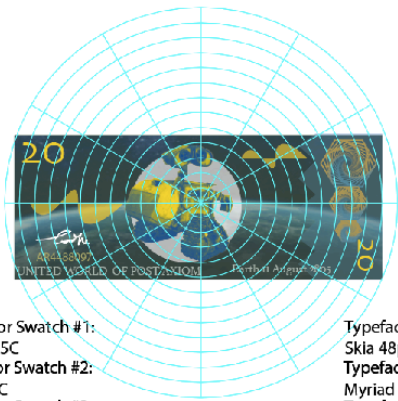
Here are some symbolic scenes/objects that represent the spirit of the film, such as the plant being the whole mission of this film.




directive.




Project 3 Process and Sketches



- Color Swatch #1: 1365C
- Color Swatch #2: 128C
- Color Swatch #3: white
- Typeface #1: Skia 48pt
- Typeface #2: Myriad Pro 14pt
- Typeface #3: Athelas 14pt



- Color Swatch #1: 7556 C
- Color Swatch #2: 7487 C
- Typeface #1: Futura 21pt
- Typeface #2: cochin 18pt



- Color Swatch #1: 114 C
- Color Swatch #2: 2655 C
- Typeface #1: coperlate 12pt
- Typeface #2: zappino 14pt

The upper roll are the first currency drafts and at the bottom I have the Pantone colors that were being used in the design listed, as well as the types. To make the design more precise I designed by following a specific grid.

I was experimenting with different combinations of graphics and types, I used a lot of transparency to create a sense of space and density. Using white fonts also helped to stand out against the darker background.

I looked up how to make wavy line shapes in the third one and having a signature, serial numbers and a stamp made the designs look more legit.



Project 3 Final Version



GO BACK TO

SOMETHING ABOUT ME

----- 3

PROJECT 1
RESSAH THE
DINNING EXPRESS
----- 4

PROJECT 2
EMOJI MANDALA
----- 9

PROJECT 3
WALL-E MON-EY
----- 14

PROJECT 4

HOUSE ON FIRE



Project 4 Statement


This project allows me to explore the process of creating vector illustration. I did not know what I was going to draw so I started with scanning photos of people and scenes that I am drawn too. The scanning process was playful and depends on how you scan them, the outcomes can be quite unpredictable. I picked photographs that are fun to look at.



This project is special to me because I have never drawn vector illustrations in Illustrator and I wanted to do something surrealistic so I kept my eyes out for photos of scenes that might not look completely close to reality. For example the photo of neon lights on the left has a floating quality which is a bit unusual and the colors are contrasting and bold.



Project 4 Process and Sketches



Without **us**,
they **ca**n't build
the
SKYSCRAPERS

We
need to help
with
LONELINESS

The making of the portraits above had me better understand how to use the pen tool in Illustrator and the concept of layers helped to shade the characters.

The location drawings helped me to gain a better spatial understanding. I especially like the floating house image. It is on fire and has smoke coming out, symbolizing danger and destruction. I saw the potential of turning that into more.

The typography exercise taught me how to visualize a sentence / phrase in an interesting way that can also tell a story.

Project 4
Final Version



GO BACK TO

SOMETHING ABOUT ME

----- 3

PROJECT 1

RESSAH THE
DINNING EXPRESS

----- 4

PROJECT 2

EMOJI MANDALA

----- 9

PROJECT 3

WALL-E MON-EY

----- 14

PROJECT 4


HOUSE ON FIRE

----- 19

Project Thumbnails



PROJECT 1
RESSAH THE
DINING EXPRESS



PROJECT 2
EMOJI MANDALA



PROJECT 3
WALL-E MON-EY



PROJECT 4
HOUSE ON FIRE

Acknowledgment

Jlin35@gmail.com / amira.lin444@gmail.com

©Amira Lin All Rights Reserved etc.
